

DISCUSSION PAPER SERIES

IZA DP No. 14944

**The Impact of Artificial Intelligence on
Labor Markets in Developing Countries:
A New Method with an Illustration for
Lao PDR and Viet Nam**

Francesco Carbonero

Jeremy Davies

Ekkehard Ernst

Frank M. Fossen

Daniel Samaan

Alina Sorgner

DECEMBER 2021

DISCUSSION PAPER SERIES

IZA DP No. 14944

The Impact of Artificial Intelligence on Labor Markets in Developing Countries: A New Method with an Illustration for Lao PDR and Viet Nam

Francesco Carbonero

University of Turin

Jeremy Davies

East Village Software Consultants

Ekkehard Ernst

ILO Research Department

Frank M. Fossen

University of Nevada, Reno and IZA

Daniel Samaan

ILO Research Department

Alina Sorgner

*John Cabot University, Rome, IfW Kiel
and IZA*

DECEMBER 2021

Any opinions expressed in this paper are those of the author(s) and not those of IZA. Research published in this series may include views on policy, but IZA takes no institutional policy positions. The IZA research network is committed to the IZA Guiding Principles of Research Integrity.

The IZA Institute of Labor Economics is an independent economic research institute that conducts research in labor economics and offers evidence-based policy advice on labor market issues. Supported by the Deutsche Post Foundation, IZA runs the world's largest network of economists, whose research aims to provide answers to the global labor market challenges of our time. Our key objective is to build bridges between academic research, policymakers and society.

IZA Discussion Papers often represent preliminary work and are circulated to encourage discussion. Citation of such a paper should account for its provisional character. A revised version may be available directly from the author.

ABSTRACT

The Impact of Artificial Intelligence on Labor Markets in Developing Countries: A New Method with an Illustration for Lao PDR and Viet Nam*

AI is transforming labor markets around the world. Existing research has focused on advanced economies but has neglected developing economies. Different impacts of AI on labor markets in different countries arise not only from heterogeneous occupational structures, but also from the fact that occupations vary across countries in their composition of tasks. We propose a new methodology to translate existing measures of AI impacts that were developed for the US to countries at various levels of economic development. Our method assesses semantic similarities between textual descriptions of work activities in the US and workers' skills elicited in surveys for other countries. We implement the approach using the measure of suitability of work activities for machine learning provided by Brynjolfsson et al. (2018) for the US and the World Bank's STEP survey for Lao PDR and Viet Nam. Our approach allows characterizing the extent to which workers and occupations in a given country are subject to destructive digitalization, which puts workers at risk of being displaced, in contrast to transformative digitalization, which tends to benefit workers. We find that workers in Lao PDR are less likely than in Viet Nam to be in the "machine terrain", where workers will have to adapt to occupational transformations due to AI and are at risk of being partially displaced. Our method based on semantic textual similarities using SBERT is advantageous compared to approaches transferring AI impact scores across countries using crosswalks of occupational codes.

JEL Classification: J22, J23, O14, O33

Keywords: artificial intelligence, machine learning, digitalization, labor, skills, developing countries

Corresponding author:

Alina Sorgner
John Cabot University
Via della Lungara 233
00165 Rome
Italy
E-mail: asorgner@johncabot.edu

* We thank Fabrizio Colella, Rafael Lalive, and participants at the 18th International Joseph A. Schumpeter Society Conference in Rome in July 2021 and at the United Nations Least Developed Countries Future Forum in Helsinki in October 2021 for valuable comments.

1. Introduction

The impacts of digitalization and artificial intelligence (AI) technologies on labor markets are multifaceted. Workers performing predominantly work activities that can be automated are at risk of being displaced by digital machines. However, occupations combining activities that cannot be automated with those that can are likely to be transformed. Workers in these occupations may benefit from working closely with new digital technologies rather than being displaced by machines (Acemoglu and Restrepo, 2018; Lane and Saint-Martin, 2021).

Prior research has investigated the impact of new digital technologies on occupations primarily in the United States (Frey and Osborne, 2017; Brynjolfsson et al., 2018; Felten et al., 2019; Acemoglu et al., 2020; Fossen and Sorgner, 2019, 2022) and in some cases in other developed countries (Arntz et al., 2016, 2017). These papers develop measures of the impact of digitalization on occupations in these countries and proceed by testing effects on wages and unemployment (Felten et al., 2019; Fossen and Sorgner, 2022). Few papers in the literature investigate the impacts of digitalization in developing countries. Carbonero et al. (2020) evaluate the impacts of robotization on employment in supply chains in developing countries. Aly (2020) looks at various digitalization indices in developing countries and their associations with macroeconomic variables including employment. Although many developing countries, including some of the world's poorest, are already using basic AI technologies, for instance, in smart farming, credit scoring and targeted advertising, advanced AI technologies are not yet widely adopted there. Yet, there exists a substantial potential for adoption of such technologies to leapfrog traditional development models (International Finance Corporation, 2020). The use of digital technologies has accelerated in developing and even the poorest countries, not least due to lockdown measures that governments

implemented during the COVID-19 crisis. In the service sector in Lao PDR, for example, the lockdowns have led many enterprises to switch to digital processes (Homsombath, 2020). Similar efforts were made in the education sectors in which many activities were held online. These developments may have been a trigger for further digitalization efforts in the near future. Research applying occupation-level data for the United States to other countries typically points to a substantial risk for job destruction and an imminent job crisis, especially when analysing developing countries (Balliester and Elsheiki, 2018).

There are several issues that need to be considered when analyzing the impacts of digitalization in the context of developing countries. Applying the occupational digitalization scores computed for the United States in the context of developing countries might lead to significantly biased results, since the occupational tasks in developing countries might differ considerably from the occupational tasks of a similarly coded occupation in the United States (Arntz et al., 2017).¹ Alternatively, reproducing approaches that assign AI impact scores to occupations based on extensive surveys of AI experts (Frey and Osborne, 2017; Brynjolfsson et al., 2018) in developing countries would be very costly. Several studies have therefore relied on correction procedures. In particular, Arntz et al. (2016, 2017) adjust occupation-level computerization risk calculated for the US occupations (Frey and Osborne, 2017) by regressing them on individual- and job-specific characteristics from PIAAC or other national surveys available in the US and the country of interest. Then they use the estimated coefficients to make predictions of computerization risk for individual

¹ Consider the following examples for differences between countries: Teaching is an important part of the occupation of craftspeople in Germany because they teach apprentices, whereas teaching crafts is performed by teachers in schools in other countries. Another example is farmers: A large share of a farmer's work in a developing country may be manual field labor, whereas a farmer's workday in the United States is filled to a larger extent with accounting work. Therefore, the impact of AI on farmers may be different across countries.

jobs and occupations in other countries. While the correction procedure partly accounts for peculiarities of national labor markets, it has several drawbacks. First, before the regression can be estimated, the occupational codes used in O*NET (6-digit level of SOC) must be translated to the occupational codes in PIAAC (ISCO) using a crosswalk, and the latter codes are only available at the imprecise 2-digit level. Arntz et al. (2016, 2017) use a multiple imputation method to deal with this issue. Second, the approach starts with digitalization scores at the occupation level, whereas we suggest starting with scores directly attributed to the much finer level of detailed work activities to enhance accuracy and precision. Third, predictions from a regression have a lower variance than the original data, which is likely to be reflected in the results.

In this paper, we rely on the main advantage of previous cross-country adjustment methods, namely the use of individual-level survey data, but aim to overcome the drawbacks of prior approaches mentioned above. We develop a methodology that allows translating existing scores of AI impacts, most of which were developed using data for the U.S., to the contexts of other countries at the level of work activities. Our method allows comparing AI impacts on workers in countries at vastly different levels of development, including low-income and least-developed economies.

In a nutshell, we propose to use individual-level surveys of workers' skills, such as STEP (for developing countries) or PIAAC (for OECD countries). We use the state-of-the-art method SBERT to assess semantic similarities between textual descriptions of detailed work activities (DWA) from the O*NET occupational database for the US,² for which AI impact scores are available, and the textual descriptions of workers' skills elicited in surveys available for developing countries, in

² O*NET is a database of quantitative indicators about a variety of attributes for 903 occupations in the United States. Based on expert opinions or worker surveys, these indicators cover various job-oriented attributes (occupational requirements, workforce characteristics, occupation-specific information) and worker-oriented attributes (worker characteristics, worker requirements and experience requirements).

particular the World Bank's STEP Skills Measurement Program. We then use the matrix of relatedness to translate the AI impact scores to the level of individual workers' skills in a given country. In this way, an additional advantage of our method is that it supports different levels of analysis of AI impact on labor markets: at the individual level distinguishing by workers' characteristics such as age or gender, at the skill level, or at the occupation level.

We illustrate the method using the cases of two neighboring Asian countries: Lao PDR, a least developed country according to the United Nations classification³, and Viet Nam, a developing country that has transformed from one of the poorest countries in the 1980s into a lower middle-income country today. Among the digitalization measures available, we choose the suitability of work activities for machine learning as reported by Brynjolfsson et al. (2018).

The picture that emerges from our approach is insightful and shows that the impact of AI on individual workers is polarized in Viet Nam, with most respondents moderately affected, but a significant number of workers at high risk of being displaced by digital technologies; in Lao PDR, the impact is more evenly distributed. The most common occupation reported by STEP respondents in Lao PDR, subsistence crop farming, has a comparably low suitability for machine learning, presumably due to the importance of non-routine manual tasks in this occupation. The most common occupations in Viet Nam are more suitable for machine learning, in particular the occupations of shop salespersons and textile machine operators, but also of crop growers (according to the tasks they perform in Viet Nam). At the same time, workers in these occupations perform a relatively large variety of tasks in Viet Nam, some of which cannot be automated; this makes it likely that these occupations will be transformed rather than completely automated. It should be noted that these results only make an assessment regarding the impact of machine learning on jobs, not about

³ <https://www.un.org/development/desa/dpad/least-developed-country-category.html>.

the overall risk of automation due to other types of technologies, such as non-AI software and robots. Non-digital mechanization, for instance, might affect occupations such as subsistence crop farming in Lao PDR more immediately than digitalization and AI.

We also compare results obtained with the proposed method to the results from a naïve approach when the AI impact scores are transferred from the United States to Lao PDR and Viet Nam at the level of occupations. In comparison to our proposed method based on semantic textual similarity matching, the naïve approach seems to produce too much noise to derive meaningful insights.

2. Data and Methodology

2.1. AI Impact Measures

Several measures of AI impacts on occupations in the United States have been suggested by recent literature. To illustrate our method, among the available digitalization measures that we will briefly discuss below, we choose the suitability of work activities for machine learning (ML) provided by Brynjolfsson et al. (2018). The main reason for this choice is that this measure is available at the very detailed level of work activities, while other measures are usually available at the level of wider job tasks or occupations only.

Brynjolfsson and Mitchel (2017) identify eight key criteria that specify conditions under which ML techniques can be employed as substitutes or complements to human labor.⁴ The authors emphasize that these criteria are developed solely on the basis of technical feasibility, and that

⁴ The following eight criteria are mentioned by the authors: (i) Learning a function that maps well-defined inputs to well-defined outputs, (ii) large (digital) data sets exist or can be created containing input-output pairs, (iii) the task provides clear feedback with clearly definable goals and metrics, (iv) no long chains of logic or reasoning that depend on diverse background knowledge or common sense, (v) no need for detailed explanation of how the decision was made, (vi) a tolerance for error and no need for provably correct or optimal solutions, (vii) the phenomenon or function being learned should not change rapidly over time, (viii) no specialized dexterity, physical skills, or mobility required.

other factors, such as the elasticity of labor supply, price and income elasticities, determine the economic feasibility of implementation of ML applications. Brynjolfsson et al. (2018) create a rubric of 23 questions that aim at estimating the degree to which a detailed work activity (DWA) as defined in the O*NET database (compiled by the US Department of Labor) falls under the eight above criteria, and hence, is “suitable for machine learning” (SML). Corresponding to the eight criteria, this rubric also only concentrates on technical feasibility, not on the economic, organizational, legal, cultural, and societal factors influencing ML adoption. Based on a survey the authors evaluate the potential for applying machine learning to the 2,069 DWAs, 18,156 tasks, and 964 occupations in the O*NET database. The authors use Crowdfunder, a Human Intelligence Task (HIT) crowdsourcing platform, where each DWA is scored by 7 to 10 respondents with knowledge in the area. Through the 23 questions respondents are asked to evaluate each DWA based on the eight criteria. Brynjolfsson et al. (2018) then aggregate their scores from the DWA level to the task level and further to the occupation level in the United States weighted by importance as recorded in O*NET. The result is an average SML score for each US occupation.

Since the SML scores reported by these authors focus on the possibility of automation of activities currently performed by human workers, the average SML of the work activities performed in an occupation can be interpreted as destructive digitalization in the sense of putting workers at risk of being displaced (see also Fossen and Sorgner, 2022). In contrast, the standard deviation of SML scores across work activities performed within an occupation reflects transformative digitalization, because occupations combining activities that can be automated with activities that cannot be automated are likely to be reorganized (Brynjolfsson et al., 2018) and transformed rather than to displace workers. Workers in these occupations are more likely to benefit from their close interaction with new digital technologies than to lose their jobs. The SML scores have the

advantage that they are first generated at the level of DWAs in O*NET. These DWAs resemble the skills and work activities elicited in surveys like STEP or PIACC, which facilitates the translation of these scores to other countries.

Alternative currently available AI impact measures could also be applied within our methodological framework, but some adaption would be necessary. A second option are the AI Occupational Impact (AIOI) scores provided by Felten et al. (2018), potentially as a measure of transformative digitalization (Fossen and Sorgner, 2019, 2021). These scores are constructed at the ability level in O*NET. Although our approach could be suitable to use the AIOI scores in combination with individual-level surveys measuring workers' abilities, there are only 52 abilities in O*NET, much less than DWAs. Moreover, the textual descriptions of abilities in O*NET seem to be quite dissimilar to the textual descriptions of skills provided in STEP, reflecting different concepts underlying these measures and, therefore, making the AIOI scores less suitable for applying our approach in combination with the STEP surveys.⁵

A third option are the computerization probability scores provided by Frey and Osborne (2017) as a measure of destructive digitalization. However, these probability scores are only available at the occupation level, so one would have to break these down to the level of work activities, implying imprecision. One way to do so could be to regress the computerization probabilities at the occupation level on the nine bottleneck skills from O*NET identified by Frey and Osborne (2017). This would allow the prediction of computerization risk at the occupation level in countries where data on occupations linked to the bottleneck skills are available. Arntz et al. (2016, 2017)

⁵ In a related study, Tolán et al. (2021) map 59 generic tasks from worker surveys, such as PIAAC, to 14 cognitive abilities, and then to 328 AI evaluation tasks that they identify from the literature. They also rely on experts' judgements to relate tasks to abilities and abilities to AI evaluation tasks.

pursue a similar approach by regressing the automation probability as provided by Frey and Osborne (2017) on a set of individual job-related characteristics (including tasks and skills) from the PIAAC survey. Yet, the assessment of which tasks are automatable is ultimately derived from the expert opinions assembled by Frey and Osborne (2017) on the occupational level. Alternatively, one would have to resort to the simple approach of transferring the measure to other countries at the occupation level, which does not seem to be accurate, as argued above.

A fourth option is provided by Webb (2020). He develops a measure of exposure of occupations to AI technology by matching descriptions of work tasks in O*NET to the text of patents using text similarity measures. This procedure generates AI exposure scores at the O*NET task level; however, the author currently only provides the data aggregated to the occupation level.

2.2. Individual-level Data on Skills in Developing Countries: STEP Survey

The STEP skills measurement program is provided by the World Bank. The goal of the survey is to provide representative individual-level data on the skills of the workforce and the usage of these skills in the individuals' jobs that can be compared across countries. STEP is based on the adult population aged between 15 and 64 residing in urban municipalities in developing countries and is comparable to the PIAAC survey by the OECD. While the focus of PIAAC is primarily on high-income developed countries, the STEP survey focuses on developing and transition economies. So far, STEP has been administered in two waves, in 2012 and 2013, in 13 countries, including Lao PDR and Viet Nam (surveys in these two countries were conducted in 2012). STEP surveys provide detailed information on individuals' socio-demographic characteristics (e.g., age, gender, formal education level) and job characteristics. For the purpose of our study, we use information on cognitive skills (e.g., reading and writing proficiency) and job-related skills (e.g., interpersonal

skills or physical demand of jobs) that are relevant for performing a respondent's main occupation (see Table A1 in the Appendix).

2.3. Matching O*NET Work Activities to Skills in STEP

A major challenge regards matching the descriptions of work activities in O*NET, for which we have AI impact scores such as the SML scores, to skills in STEP. Even at the level of abilities, which is more aggregated than the level of DWAs, a manual approach seems infeasible. For example, there are 52 O*NET abilities and 32 skills in STEP, so a translation matrix would require determining 1,664 weighting scores. Furthermore, this approach would be entirely subjective.

Alternatively, one could conduct a new expert survey specific to a country of interest, similar to the approach of Brynjolfsson et al. (2018) or Frey and Osborne (2017), to produce new digitalization scores instead of using the existing scores developed for the United States. Although we consider this approach as a possible avenue for further research, a disadvantage is that it requires substantial resources (e.g., conducting a survey and collecting expert judgments), and it would be limited to a single country or region.

In this paper, we suggest and illustrate a third approach. We directly match 2,069 detailed work activities in O*NET to the STEP skills creating a matrix of relatedness. The PIAAC survey could also be used instead of the STEP to target a different set of countries. To overcome the issue of manual assignment of similarity mentioned above, we apply automated semantic textual similarity matching techniques (SBERT) to find the semantic similarities between the textual descriptions of O*NET work activities and the STEP skill measures. The main advantages of this approach are the following: it is systematic rather than subjective; it is automated; there is no need to conduct new surveys; and the same method can be used with different data sources such as STEP and PIAAC for many countries. As our method is based on activities performed within the

occupation, it has the additional advantage that occupations not included in the original set of occupations with AI impact scores can be examined as well, including new or reorganized occupations.

O*NET uses its “Content Model” as its conceptual foundation and provides clear definitions for abilities (“enduring attributes of the individual that influence performance”), for skills (“developed or acquired attributes of an individual that may be related to work performance”), and for detailed work activities (“specific work activities that are performed across a small to moderate number of occupations within a job family”). The STEP survey, in contrast, collects a wide range of variables including questions about performed activities at work. It does not provide a detailed typology and rather asks the interviewee about actual activities he or she has performed recently (which may allow to draw conclusions on the skills of the surveyed person). Thus, our approach works better at the DWA level than the abilities level. This has affected the choice of the AI impact measure that we use to illustrate our method: since the SML scores of Brynjolfsson et al. (2018) are available at the work activities level, the application of the approach at the work activities level using the SML scores is straightforward.

2.4. A New Method Based on Semantic Textual Similarity Matching Using SBERT

In this section, we describe our method in detailed steps. The first step involves processing the textual descriptions of the DWAs in O*NET and the descriptions of the skills used by employed STEP respondents in their main job. The latter are the questions from the STEP questionnaire that aim at assessing the skills of employed respondents (see Table A1 in the Appendix). We combine the textual descriptions to a single string vector. Then we preprocess the string data stored in this vector. This includes removal of accents, consecutive whitespaces, substitutions of various text

characters (e.g., “-“, “;” and “.”), and text conversion to lowercase. In the next step, word (semantic) embeddings are created for both DWAs and STEP questions using the Sentence-BERT (SBERT) method (Reimers and Gurevych, 2019).⁶ The model we apply is provided by MS Marco, which is pre-trained with real user search queries from the Bing search engine, a corpus that consists of 8.8 million passages.

In the second step, we create a similarity matrix that contains cosine measures of similarity⁷ between all documents in the sample using the semantic word embeddings created in the previous step. These similarity measures account for semantic similarity between the textual descriptions of DWAs from O*NET and STEP questions aimed at measuring workers’ skills.⁸ In addition, we create a second cosine similarity matrix between a broader category of work activities, as provided in O*NET, and the STEP skills questions to add more information on the nature of each work activity. For example, consider the DWA “Prepare forms or applications.” We improve similarity matching results by adding information that this DWA belongs to the broader category (O*NET Element) “Documenting/Recording Information”. This way we distinguish this DWA clearly from the DWA “Position construction forms or molds”, which also contains the word “form”, but belongs to the different broader category “Handling and moving objects”. Our final similarity measure is built as the average between the two similarity measures: between STEP skills and

⁶ SBERT is a state-of-the-art method in Natural Language Processing (NLP). It performs significantly better than alternative methods, such as averaging over a sentence’s individual word embeddings and BERT (Reimers and Gurevych, 2019). The method has been applied, for instance, in the context of patent applications (Jansson and Navrozidis, 2020) and gender differences in Covid-19 discourse on online discussion platforms (Aggarwal et al., 2020).

⁷ Cosine similarity measure can take values between -1 and 1, where 1 means that two vectors of word embeddings point in exactly the same direction, -1 means that the vectors point in opposite directions, and 0 means that the vectors are perpendicular. We normalize the cosine similarity measures to take values between 0 and 1, which allows us to use them as weights later when translating the SML scores from the level of DWAs to the level of STEP skills.

⁸ Consider the example of the final similarity scores for the STEP question “Do you (did you) read anything at this work, including very short notes or instructions that are only a few sentences long?” The highest similarity score (0.749) is obtained for the DWA “Receive information or instructions for performing work assignments” and the lowest similarity score (0.181) is obtained for the DWA “Drive passenger vehicles.”

DWAs on the one hand and STEP skills and the broader category of the DWAs on the other hand. The overall patterns of results are not very sensitive to the choice of whether the similarity scores of the DWAs are averaged with any similarity scores of higher level categories: with the broadest categories in O*NET (Elements) as done here, with the intermediate level in the hierarchy of categories provided by O*NET (“Intermediate Work Activities”), with both the broadest and the intermediate levels, or with none of these higher level categories.

Third, we use our final similarity measures as weights to create SML scores at the level of STEP skills. We do so by calculating for each STEP skill a weighted average of the SML scores defined at the level of O*NET DWAs:

$$SML_{skill} = \frac{\sum_{activities} (similarity_{activity,skill} SML_{activity})}{\sum_{activities} (similarity_{activity,skill})}$$

Fourth, we merge the SML scores calculated at the level of STEP skills with the individual-level STEP surveys for Lao PDR and Viet Nam conducted in 2012, the latest available year for both countries. There are three types of questions in STEP that are used to measure the skills respondents use in their jobs: yes/no questions about whether a certain skill is relevant in one’s job (e.g., if a job requires reading books); cards questions that measure on a 10-point Likert scale the extent to which a particular job characteristic is relevant for one’s main job (e.g., the extent to which a job is physically demanding); and frequency questions that measure (on a 4- or 5-point Likert scale) the time that a person dedicates to a particular skill or task in his or her main job. In order to make the responses to the different types of questions comparable, we normalize them such that the responses can take values within an interval between 0 and 1. Now we use the normalized individual responses to create a score capturing the SML of the skills each individual uses in his or her job. More precisely, we create an SML score for each individual i averaged over

the skills and weighted by the normalized individual responses to the questions on the usage of these skills:

$$SML_i = \frac{\sum_{skills} (usage_{i,skill} SML_{skill})}{\sum_{skills} (usage_{i,skill})}$$

This is our measure of labor-displacing (destructive) AI technology at the level of the individuals' jobs.

Fifth, we create mean SML scores at the occupation level and the within-occupation standard deviation of the SML scores. We follow the method by Brynjolfsson et al. (2018) as closely as possible. These authors start with SML scores for each DWA in O*NET, then they aggregate them to a broader level of tasks and then to the level of occupations by building weighted averages (they call this *mSML*). In addition, they calculate the standard deviation of SML across tasks within each occupation (*sdmSML*). Both *mSML* and *sdmSML* are weighted by the importance of the tasks in the occupation as provided in O*NET. Since detailed occupation databases like O*NET are unavailable for most countries, including Lao PDR and Viet Nam, we use the STEP survey to derive the task composition of occupations in these countries. To do so, we calculate the average of the usage of each skill, obtained from questions in STEP, over individuals *i* in each occupation *occ* in a country:

$$usage_{occ,skill} = \overline{usage_{i,skill}}_{occ_i=occ}$$

Then we create an SML score for each occupation as the average SML score over the skills, weighted by the average usage of the skills in the occupation:

$$mSML_{occ} = \frac{\sum_{skills} (usage_{occ,skill} SML_{skill})}{\sum_{skills} (usage_{occ,skill})}$$

Finally, we calculate the standard deviation of the SML scores across the skills in each occupation, weighted by the average usage of the skills in the occupation in the country ($usage_{occ,skill}$):

$$sdmSML_{occ} = \sigma(SML_{skill})$$

3. Results for Lao PDR and Viet Nam

In this section, we present the measures of destructive and transformative digitalization estimated for Lao PDR and Viet Nam following our proposed methodology. Figure 1 shows the kernel density of the SML of the skills reported by individuals in the STEP survey (SML_i) in both countries. For Viet Nam, there is a bimodal distribution: Most respondents have a mix of skills that is moderately suitable for machine learning, which shows that these individuals are at moderate risk of being displaced by digital machines. However, a significant number of individuals also exhibit skills that are highly suitable for machine learning. This points toward the fact that the labor market in Viet Nam is more polarized than in Lao PDR in terms of susceptibility of individual workers' jobs to labor-displacing machine learning technologies.

Our method also allows us to disaggregate by demographic characteristics such as gender or age. Figure 2 suggests that in both Lao PDR and Viet Nam, women use skills in their jobs that are somewhat more suitable for machine learning than men. An interesting observation is that labor market polarization in Viet Nam is not specific to male or female workers, but it is a rather general phenomenon.

Several results emerge when the data are disaggregated by workers in different age cohorts. In Lao PDR, workers in the youngest age cohort (less than 25 years old) seem to use skills in their jobs that are less suitable for machine learning than older cohorts, as shown in Figure 3. This

appears to be different in Viet Nam, where high SML scores are most concentrated among individuals between the ages of 25 and 35. In addition, younger workers in Viet Nam seem to be the main driver of the observed labor market polarization in the country. In contrast, workers in the oldest age cohort (55-65 years old) are only moderately affected by machine learning technologies in Viet Nam.

Next, we aggregate the SML scores at the occupation level (*mSML*) in Lao PDR and Viet Nam. This tilts the distribution more to higher SML scores in Viet Nam (Figure 4). The mass of individuals with moderate SML scores we saw in Figure 1 seems to be concentrated in a few occupations, such that more of the mass of occupations is concentrated at higher SML scores.

Aggregation at the occupation level enables us to not only estimate the mean SML score (*mSML*) of the skills used in an occupation, but also the standard deviation of the SML scores (*sdmSML*) of the skills used within an occupation. As argued above, if the skills used in an occupation can be automated on average, workers are at risk of displacement, so *mSML* is a measure of destructive digitalization. However, if some skills used in an occupation can be automated whereas others cannot, resulting in a high *sdmSML* score, the occupation will be likely transformed (Brynjolfsson et al., 2018) and workers may benefit from increased productivity. Thus, *sdmSML* is a measure of transformative digitalization. Figure 5 shows that the distribution of *sdmSML* is shifted toward higher scores in Viet Nam in comparison to Lao PDR, which reveals that more occupations in Viet Nam are likely to be transformed or reorganized due to AI than occupations in Lao PDR.

To visualize the effects of machine learning technologies on occupations in both countries, we map how much occupations in Lao PDR and Viet Nam are affected by destructive (*mSML*) and transformative (*sdmSML*) digitalization. We depict each occupation in Lao PDR (Figure 6) and in

Viet Nam (Figure 7) as a bubble on a two-dimensional pane. Each bubble represents one occupation, and the size of the bubbles reflects the relative number of workers in the occupation in each country based on the 2017 Labour Force Surveys for both countries provided by the International Labour Organization.⁹ We interpret high mean SML scores (on the horizontal axis) of an occupation as potential risk of automation, i.e. potential displacement of workers. A high variance of the SML scores (on the vertical axis) suggests that an occupation will be transformed: Some activities of this occupation can be carried out by machines, while others will continue to be performed by humans.

Occupations in both countries are roughly aligned along the first diagonal, indicating a tendency for significant labor market transformation: Occupations in the northeast corner are characterized by high transformative and destructive digitalization technologies, which places them in “machine terrain” with pressure on workers to adapt, combined with a risk of partial displacement. On the contrary, occupations close to the southwest corner show low SML scores and a low standard deviation in SML scores. These occupations can be considered to be in “human terrain”, with little expected impact from AI. Few occupations are present in the northwest corner, which represent “rising stars” occupations, with limited risk of destruction and high potential for transformation. Similarly, very few occupations are placed in the southeast corner of “collapsing occupations” with high risk of destruction and little potential for transformation involving human workers (see Fossen and Sorgner, 2019, for the characterization of the four sectors in the US context).

By comparing the two countries, we note that the same occupation can have very different mSML and sdmSML scores in different countries because of different work activities workers

⁹ Merging the LFS to the STEP is unproblematic because both datasets use the ISCO occupational codes. We make one manual adjustment: In Lao PDR, we merge the occupation “market gardeners and crop farmers” in the LFS to the occupation “subsistence crop farmers” in STEP.

perform. This indicates that our method has a valuable discriminating power among different pools of workers in different country contexts.

Many occupations in Viet Nam that are important in terms of employment are more suitable for machine learning than many important occupations in Lao PDR and thus potentially subject to destructive digitalization. Many of these occupations in Viet Nam are subject to transformative digitalization at the same time and located in the upper right corner of the chart characterized as machine terrain. The most common occupations in Viet Nam, represented by the largest bubbles in Figure 7, have relatively high SML scores in Viet Nam due to the activities performed in these occupations there. Among these occupations, the activities of textile machine operators are most suitable for machine learning on average. At the same time, the activities performed within this occupation have the highest standard deviation of SML, which suggests that the occupation will be reorganized, and human workers will still be needed in this occupation in the future to perform some of the activities.

In contrast, in Lao PDR, by far the largest share of STEP respondents work as subsistence crop farmers (large bubble in Figure 6). The suitability for machine learning is lower in comparison to the above-mentioned occupations due to the manual non-routine tasks performed. In Viet Nam, some occupations are also located in the lower left quadrant, for example building frame workers, characterizing them as within 'human terrain' for the near future in this country with low levels of both destructive and transformative digitalization. The results suggest a large polarization of occupations in Viet Nam, which may reflect that this country is currently undergoing a significant shift from traditional occupations to those affected by industrialization and digitalization. In contrast, employment in Lao PDR is still dominated to a large extent by agricultural occupations that lie somewhere in the middle on the scales of both transformative and destructive digitalization.

Therefore, workers in Lao PDR are currently less affected by AI, as the labor market there has not yet fully absorbed previous waves of automation.

In a nutshell, the polarization between ‘machine terrain’ and ‘human terrain’ occupations is clearly more pronounced in Viet Nam than in Lao PDR. At the same time, none of the two countries have many occupations that must be characterized as ‘collapsing’ occupations, which are strongly affected by labor-displacing AI with little prospect of transformation involving human workers, or that fall into the category of ‘rising stars’ occupations, which have low displacement risk but at the same time a high potential for occupational transformation.

Finally, we compare the SML scores translated from the United States to Lao PDR and Viet Nam at the work activities and skills level following our approach to the SML scores simply transferred at the occupation level (naïve approach). The naïve approach requires applying a crosswalk between the SOC occupation codes provided for the SML scores by Brynjolfsson et al. (2018) and the ISCO-08 occupation codes available in the STEP survey. When we use this naïve approach and transfer the SML scores from the United States to Lao PDR and Viet Nam at the occupation level (Figures 8 and 9), the maps show no clear patterns or different patterns between the two countries, despite heterogeneous economic conditions and different organization of occupations.¹⁰

4. Discussion and Concluding Remarks

We proposed a methodology that allows meaningfully assessing AI impacts on individuals, jobs, and occupations in different countries. So far, the analysis of AI impacts on labor markets in countries other than the United States has been rather limited, particularly so in developing countries.

¹⁰ The absolute level of the within-occupation standard deviation of the SML scores is substantially smaller using our approach because of the weighted averages taken when translating SML scores at the DWA level to STEP skills. However, the interpretation of the relative positions of occupations does not change.

While the implementation of AI technologies is still rather low in developing countries, basic AI technologies are already in use in these countries, and substantial potential for adoption of more advanced AI technologies has been identified (International Finance Corporation, 2020). Pronounced interest in enhancing the implementation rate of AI technologies in developing countries is further driven by the promise of these technologies to help leapfrog development.¹¹ Hence, understanding the impacts of AI on labor markets in developing countries, including in least developed countries, is crucial, but is dependent on the availability of appropriate methods. Previous methods that we discussed in this paper do not sufficiently account for the fact that occupations are organized in different ways and comprise different work activities across countries. This has been the main challenge to the study of impacts of digitalization on occupations in various countries.

The novel method we propose in this paper relies on the assessment of the suitability for machine learning of 2,069 detailed work activities that constitute occupations. These detailed work activities are reasonably universal activities that can be considered relevant in all labor markets including those in developing and least developed countries. This highly disaggregated level of analysis allows us to overcome the main challenge described above. In a nutshell, our method is based on SBERT assessment of semantic similarities between textual descriptions of detailed work activities in the occupational database O*NET in the United States, for which digitalization measures are available, and skills elicited in household surveys available in a wide range of countries, such as STEP or PIAAC. This makes it possible to translate measures of digitalization to other countries at the level of work activities and to compare the impact of digitalization across countries and for various groups of individual workers within countries. This method builds on

¹¹ See Ernst et al. (2019) for a discussion of the potential for AI technologies to support developing countries in their quest to catch up.

and advances prior approaches such as that suggested by Arntz et al. (2016, 2017), which starts from occupation-level digitalization scores instead of detailed work activities and relies on a cross-walk to 2-digit-level occupational scores.

We illustrate our approach using the suitability of work activities for machine learning (SML) provided by Brynjolfsson et al. (2018) as the AI impact measure, STEP as the survey of individual skills used at work, and the country cases of Lao PDR, a least developed country, and its neighbor Viet Nam, a developing country. Our methodology allows calculating AI impact scores at the level of individuals rather than at the level of occupations, and it provides less noisy and more insightful results than the naïve approach when digitalization measures are translated to other countries at the occupation level. While the mean of the suitability of work activities for machine learning in an occupation reflects destructive (potentially labor-displacing) AI technology, we also calculate the within-occupational variation of this measure to account for transformative effects of AI technology or the extent to which an occupation can be reorganized rather than displaced.

The main insights from our analysis for Lao PDR and Viet Nam can be summarized as follows. First, we find that a larger share of individuals and occupations in Viet Nam are exposed to labor-displacing machine learning technologies than in Lao PDR. This observation might reflect the differences in skill use between the two countries but also the fact that Viet Nam has already seen a larger transformation of its labor market through previous waves of mechanization. A significant share of workers in Lao PDR are employed in subsistence crop farming where the immediate implementation of AI technologies is challenging given the current state of technology and human capital in the country. This reduces the threat of rising unemployment, but at the same time casts doubt on the feasibility of leapfrogging the current development path by means of AI technologies in Lao PDR.

Second, the labor market in Viet Nam is pronouncedly more polarized with respect to the impacts of AI on individual workers, as compared to the labor market in Lao PDR. Both countries have a high share of workers in occupations that are characterized by high suitability of work activities for machine learning technologies, and, at the same time, have a high potential for re-organization of tasks within occupations. However, in Viet Nam there are some relatively highly populated occupations, such as building frame workers, that mainly consist of work activities that are not very suitable for machine learning technologies. While these occupations can be considered as safe in terms of labor-displacing effects of AI on them, there are not many opportunities for workers employed in these occupations to improve their productivity by means of AI.

Third, the results of gender-disaggregated analysis indicate that in both countries female workers are slightly more affected by labor-displacing AI technologies than their male counterparts. This is in line with previous research on the impacts of digital technologies on women in the context of developing countries (e.g., Sorgner, 2019). We further show that labor market polarization in Viet Nam does not seem to be driven by male or female workers, but that it is a rather general phenomenon in this country.

Fourth, several insights emerge from our analysis disaggregated by workers in different age cohorts. We find substantial differences in both countries regarding the impact of AI technologies on younger workers. In Lao PDR, younger workers appear to be least affected by suitability of their work activities for machine learning technologies, while in Viet Nam younger workers seem to be among the most affected by this type of AI technology. This suggests that there are large differences in skill use among young workers in both countries, which deserves a more in-depth analysis given that particularly in Lao PDR the share of young individuals in the population is

substantial. In Viet Nam, the labor market polarization seems to be partly driven by the high exposure of young workers to AI technologies.

Our analysis is not without limitations. Some limitations can be attributed to the methodology, while others are due to the data used in our analysis. In terms of methodology, we were able to improve earlier methods by significantly disaggregating the level of analysis and breaking it down to the level of detailed work activities. Still, one may wonder in how far the detailed work activities are comparable across countries, given different stages of economic development. We argue that using more than 2,000 detailed work activities is currently the most disaggregated level of analysis used in the literature, which represents an important advantage of our method. The highly disaggregated level of work activities makes them rather universal and applicable in various contexts. Moreover, our methodology is based on the application of semantic similarity matching techniques with textual data. We rely on the state-of-the-art Natural Language Processing technique, namely SBERT, to create semantic word embeddings to be used later for finding similar textual descriptions of work activities and skills. Should more advanced methods become available in the future, the method can be adjusted accordingly.

There are several limitations in terms of data used in the analysis. First, surveys like STEP and PIAAC elicit a rather restricted number of skills, which might lead to imprecise results of similarity matching with work activities, as some of the latter might be relevant for one's job but corresponding information is missing in the survey. Therefore, household survey programs should ensure to include comprehensive information about skills and tasks that do not miss important areas.

Second, for illustration purposes we used the measure of suitability of work activities for machine learning provided by Brynjolfsson et al. (2018). If other measures, for instance, of other

types of AI technologies will be developed in the future that are available at this narrow level of analysis, they can be adopted with our methodology in a straightforward way. In addition, future surveys should also attempt to distinguish between work activities, tasks, and abilities in a more systematic way, because some existing AI measures are available at the level of abilities (e.g., Felten et al., 2018), which were not measured in the STEP survey and therefore could not be analyzed with our method. Moreover, considering the speed at which new AI technologies are being developed to automate tasks hitherto not feasible, a more forward-looking approach could be to translate patent data on AI to identify tasks and skills susceptible to be replaced in the future, similar to the approach undertaken by Webb (2020).

Third, the STEP surveys for Lao PDR and Viet Nam are only available for the year 2012. It would be very useful to have similar surveys of adult's skills in developing countries that are more recent, representative and include a sufficient number of respondents to allow for a meaningful analysis of different categories of workers. In addition, the STEP survey was only conducted in urban areas of developing countries but given a strong urban-rural regional divide in these countries, it would be desirable to have data that also includes respondents residing in rural areas.

Our proposed methodology opens avenues for future research by allowing the estimation of digitalization impact measures of choice for a wide range of different countries, both developing and developed countries. While our illustrative example focuses on SML scores, the STEP survey and the cases of Lao PDR and Viet Nam, other digitalization measures, other surveys such as PIAAC, and other countries should be investigated in the future. The full value of our approach will become visible when applying it to various countries, because the methodology allows using the same digitalization measures across countries, which makes the results comparable. This research will inform policymakers about challenges and opportunities that new digital technologies

deliver to different labor markets outside of the United States in a more targeted and precise way than current approaches do. Comparing the impact of digitalization between developed and developing countries will allow adjusting economic development strategies in a timely manner. Future research will also be able to apply our methodology to regions within countries as far as representative surveys with sufficient sample sizes are available. This research will reveal regional digital divides due to digitalization and AI and allow policymakers to develop mitigating and enabling labor market policies such as targeted training programs.

References

- Acemoglu, D. and P. Restrepo (2018): The Race between Man and Machine: Implications of Technology for Growth, Factor Shares, and Employment. *American Economic Review*, 108(6), 1488-1542.
- Acemoglu, D., D. Autor, J. Hazell, and P. Restrepo (2020): AI and Jobs: Evidence from Online Vacancies. NBER Working Paper No. 28257.
- Aggarwal, J., E. Rabinovich, and S. Stevenson (2020): Exploration of Gender Differences in COVID-19 Discourse on Reddit. arXiv:2008.05713v1.
- Aly, H. (2020): Digital Transformation, Development and Productivity in Developing Countries: Is Artificial Intelligence a Curse or a Blessing? *Review of Economics and Political Science*, 4(2).
- Arntz, M., T. Gregory, and U. Zierahn (2016): The Risk of Automation for Jobs in OECD Countries: A Comparative Analysis. OECD Social, Employment and Migration Working Papers, No. 189, Paris: OECD Publishing.
- Arntz, M., T. Gregory, and U. Zierahn (2017): Revisiting the Risk of Automation. *Economics Letters*, 159, 157-160.
- Balliester, T., and A. Elsheiki (2018): The Future of Work: A Literature Review, ILO Research Department Working Paper, No. 29, Geneva: International Labour Organisation.
- Brynjolfsson, E. and T. Mitchell (2017): What Can Machine Learning Do? Workforce Implications. *Science*, 358(6370), 1530-34.
- Brynjolfsson, E., T. Mitchell, and D. Rock (2018): What Can Machines Learn, and What Does It Mean for Occupations and the Economy? *American Economic Association Papers and Proceedings*, 108, 43-47.
- Carbonero, F., E. Ernst, and E. Weber (2020): Robots Worldwide: The Impact of Automation on Employment and Trade. IAB Discussion Paper, 7-2020.
- Ernst, E., R. Merola, and D. Samaan (2019): The Economics of Artificial Intelligence: Implications for the Future of Work. *IZA Journal of Labor Policy*, 9(1), 1-35.
- Felten, E.W., M. Raj, and R. Seamans (2018): A Method to Link Advances in Artificial Intelligence to Occupational Abilities. *American Economic Association Papers and Proceedings*, 108, 54-57.
- Felten, E.W., M. Raj, and R. Seamans (2019): The Occupational Impact of Artificial Intelligence: Labor, Skills, and Polarization. Working Paper available at SSRN: <http://dx.doi.org/10.2139/ssrn.3368605>.
- Fossen, F.M. and A. Sorgner (2019): Mapping the Future of Occupations: Transformative and Destructive Effects of New Digital Technologies on Jobs. *Foresight and STI Governance* 13(2), 10-18.
- Fossen, F.M. and A. Sorgner (2021): Digitalization of Work and Entry into Entrepreneurship. *Journal of Business Research*, 125, 548-563.

- Fossen, F.M. and A. Sorgner (2022): New Digital Technologies and Heterogeneous Wage and Employment Dynamics in the United States: Evidence from Individual-level Data. *Technological Forecasting and Social Change*, 175, 121381.
- Frey, C.B. and M.A. Osborne (2017): The Future of Employment: How Susceptible are Jobs to Computerization? *Technological Forecasting and Social Change*, 114: 254-280.
- Homsombath, Khavi (2020): How COVID19 Could Accelerate Digitalization in Laos, United Nations Development Programme, https://www.la.undp.org/content/lao_pdr/en/home/blog/2020/how-covid19-could-accelerate-digitalization-in-laos.html.
- International Finance Corporation (2020): Artificial Intelligence in Emerging Markets: Opportunities, Trends, and Emerging Business Models. https://www.ifc.org/wps/wcm/connect/95a40480-27b5-4b99-8b4c-7768ae6a53a2/AI-Report_Web.pdf?MOD=AJPERES&CVID=nhLrsRc.
- Jansson, H. and J. Navrozidis (2020): Using Natural Language Processing to Identify Similar Patent Documents, <https://lup.lub.lu.se/luur/download?func=downloadFile&recordOid=9008699&fileOid=9026407>.
- Lane, M. and A. Saint-Martin (2021): The Impact of Artificial Intelligence on the Labour Market: What Do We Know So Far? OECD Social, Employment and Migration Working Papers No. 256. <https://dx.doi.org/10.1787/7c895724-en>
- Reimers, N. and I. Gurevych (2019): Sentence-bert: Sentence Embeddings Using Siamese bert-networks. ArXiv, abs/1908.10084.
- Sorgner A. (2019): The Impact of New Digital Technologies on Gender Equality in Developing Countries. Inclusive and Sustainable Industrial Development Working Paper Series, #20/2019.
- Tolan, S., A. Pesole, F. Martínez-Plumed, E. Fernández-Macías, J. Hernández-Orallo, and E. Gómez (2021): Measuring the Occupational Impact of AI: Tasks, Cognitive Abilities and AI Benchmarks. *Journal of Artificial Intelligence Research*, 71, 191-236.
- Webb, M. (2020): The Impact of Artificial Intelligence on the Labor Market. Working Paper, Stanford University.

Figures

Figure 1: Suitability for Machine Learning of Individual Jobs in Lao PDR (Left) and Viet Nam (Right)

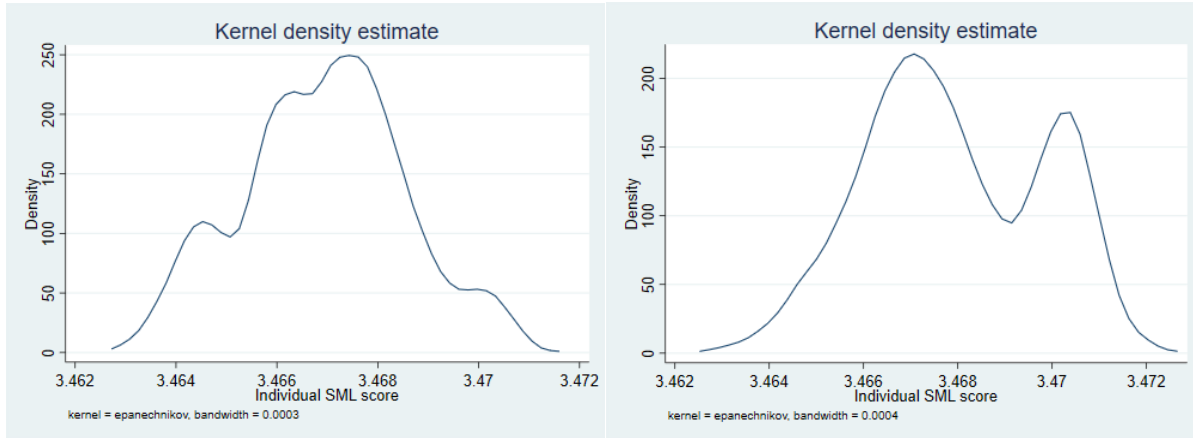


Figure 2: SML of Individual Jobs in Lao PDR (Left) and Viet Nam (Right) by Gender

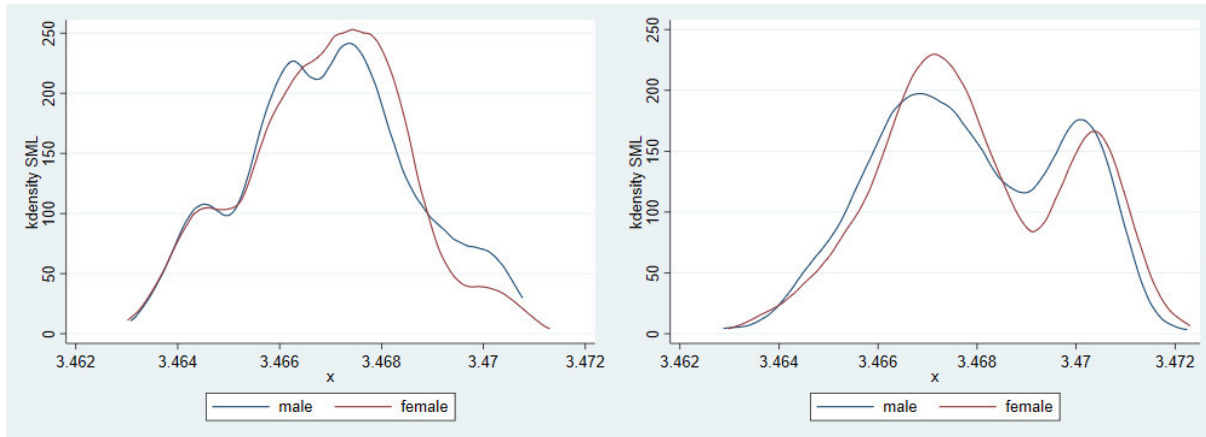


Figure 3: SML of Individual Jobs in Lao PDR (Left) and Viet Nam (Right) by Age

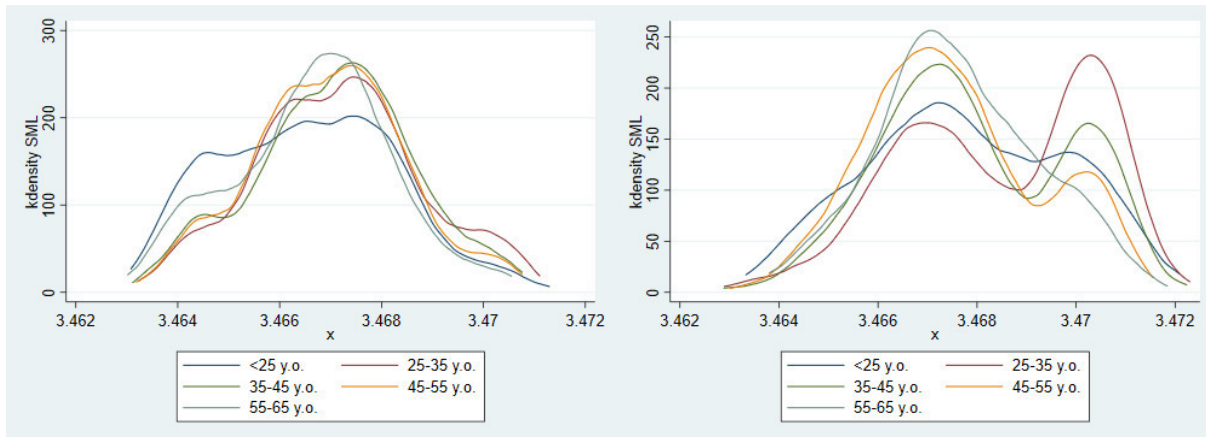


Figure 4: SML of Occupations in Lao PDR (Left) and Viet Nam (Right)

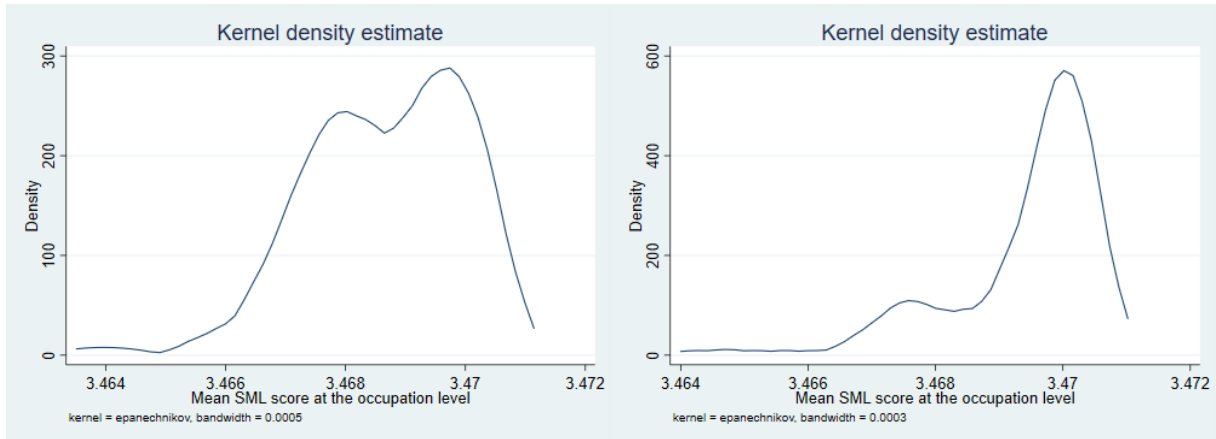


Figure 5: Within-occ. Standard Deviation of SML in Lao PDR (Left) and Viet Nam (Right)

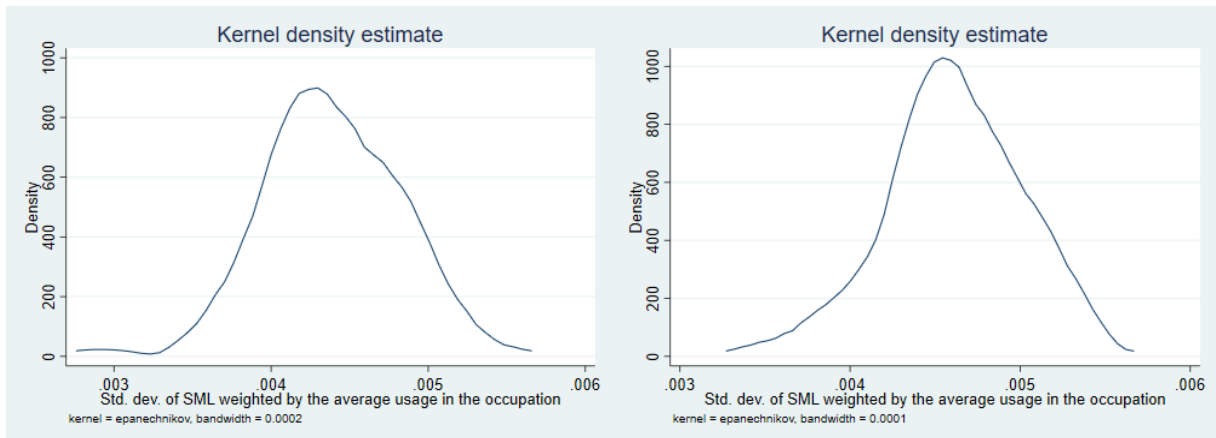
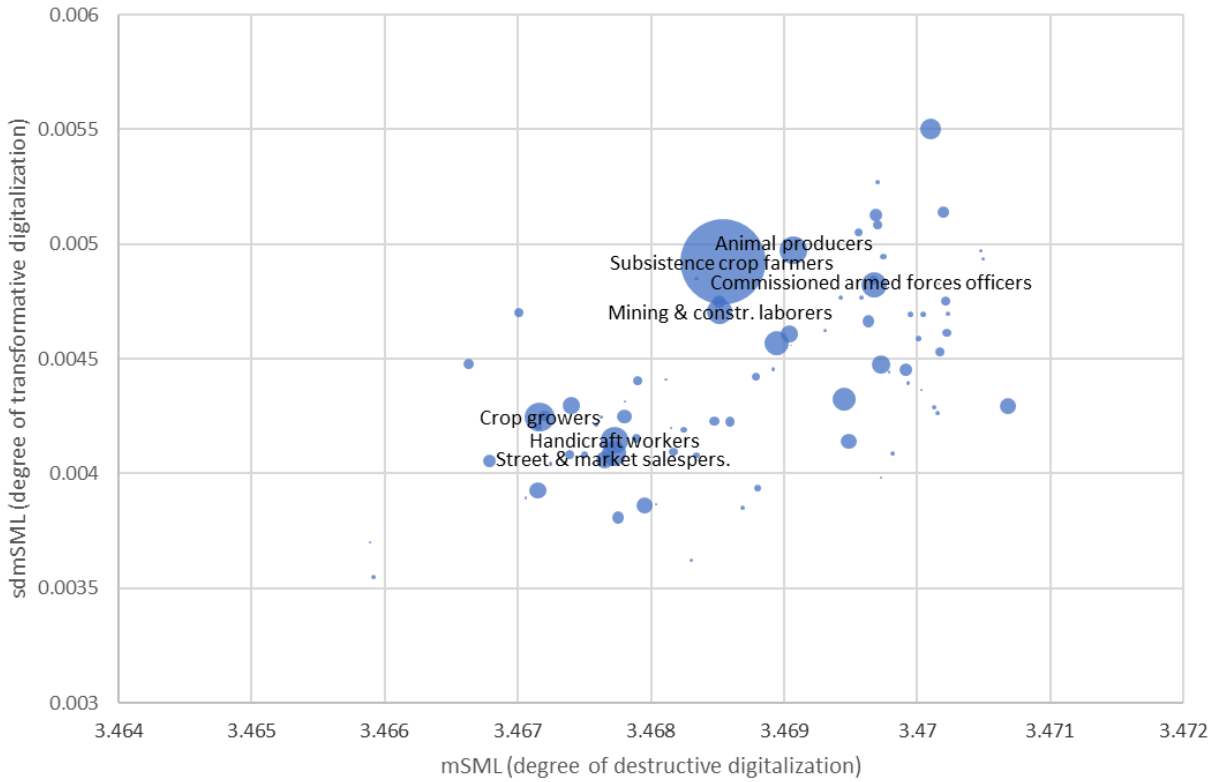
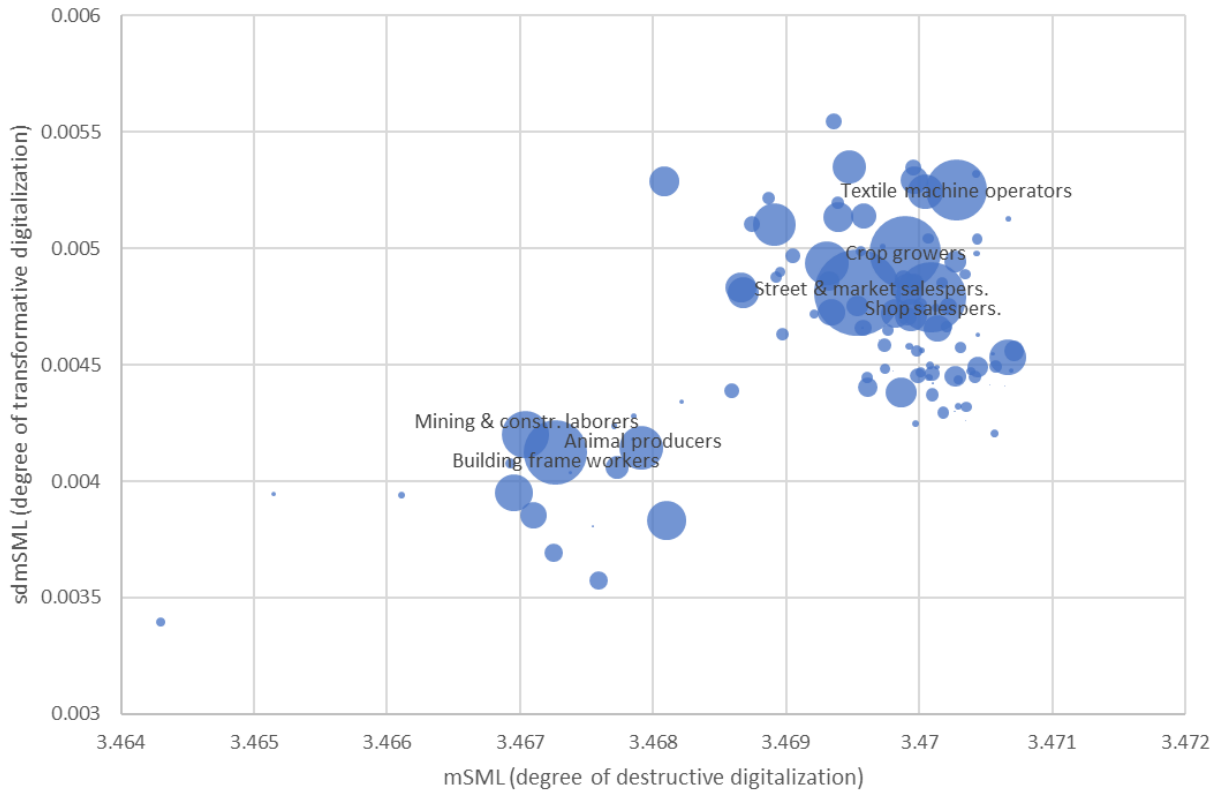


Figure 6: Destructive and Transformative Digitalization in Lao PDR



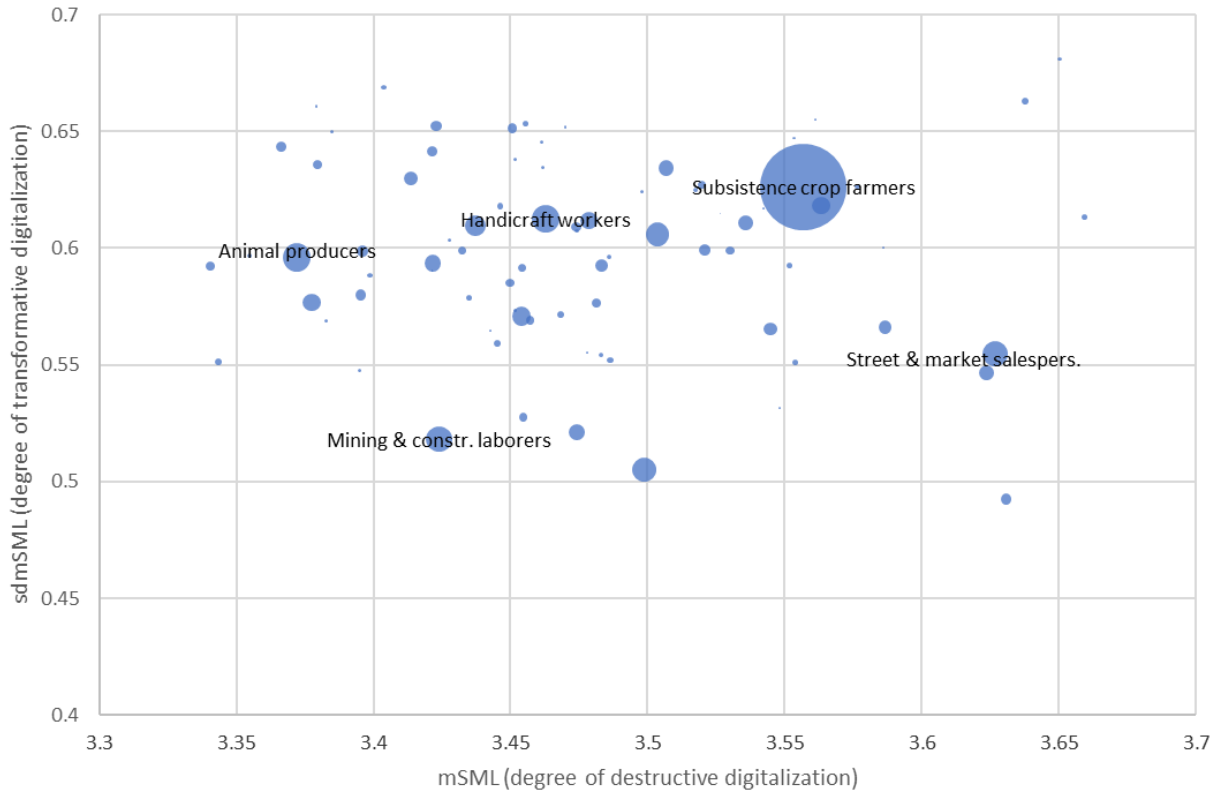
Notes: Each bubble represents an occupation in Lao PDR. mSML denotes the mean suitability for machine learning of skills used in an occupation and is a measure for destructive digitalization. sdmSML denotes the standard deviation of the SML of skills used within each occupation and is a measure of transformative digitalization. The size of the bubbles represents employment in the occupations based on the 2017 Labour Force Survey for Lao PDR. The largest occupations are labeled.

Figure 7: Destructive and Transformative Digitalization in Viet Nam



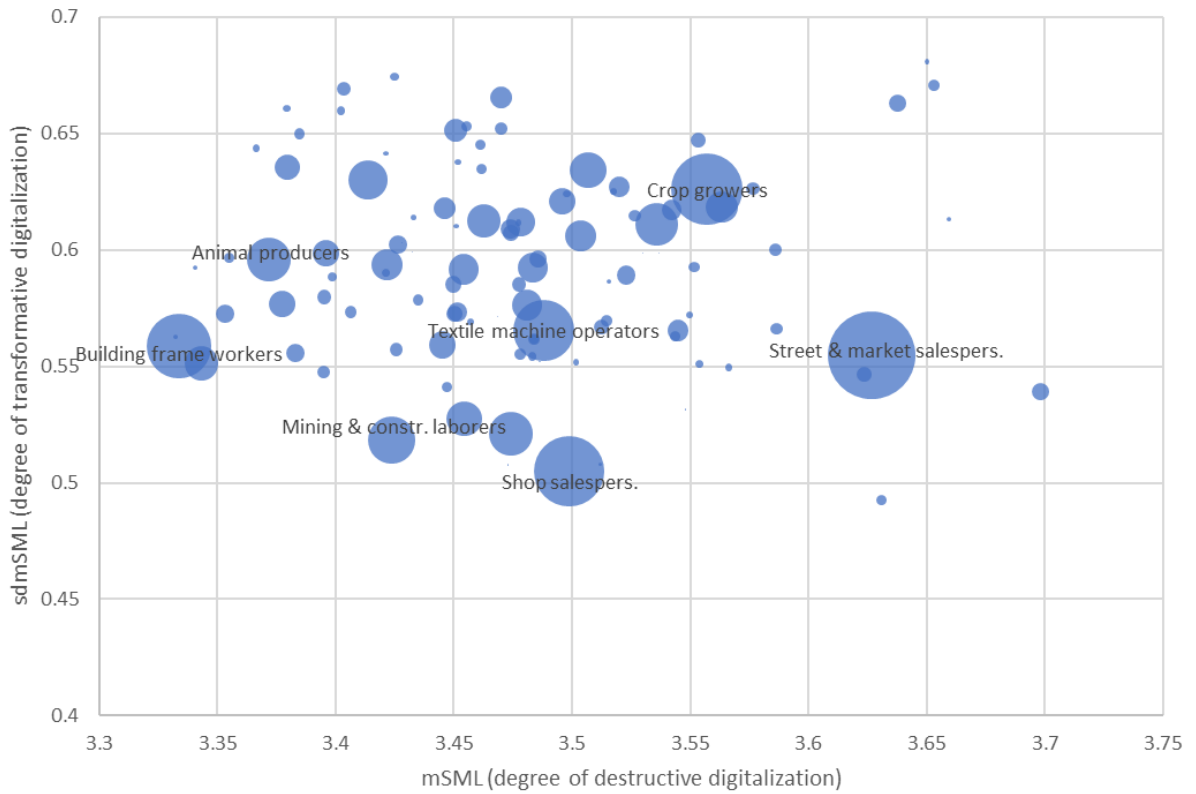
Notes: Each bubble represents an occupation in Viet Nam. mSML denotes the mean suitability for machine learning of skills used in an occupation and is a measure for destructive digitalization. sdmSML denotes the standard deviation of the SML of skills used within each occupation and is a measure of transformative digitalization. The size of the bubbles represents employment in the occupations based on the 2017 Labour Force Survey for Viet Nam. The largest occupations are labeled.

Figure 8: Transferring SML Scores from the US to Lao PDR at the Occupation Level



Notes: Each dot represents an occupation in Lao PDR. The SML scores were translated from the United States to Lao PDR at the occupation level (naïve approach). The size of the bubbles represents employment in the occupations based on the 2017 Labour Force Survey for Lao PDR.

Figure 9: Transferring SML Scores from the US to Viet Nam at the Occupation Level



Notes: Each dot represents an occupation in Viet Nam. The SML scores were translated from the United States to Viet Nam at the occupation level (naïve approach). The size of the bubbles represents employment in the occupations based on the 2017 Labour Force Survey for Viet Nam.

Appendix

Table A1: STEP Questions to Measure Workers' Skills

Question
1. Do you (did you) read anything at this work, including very short notes or instructions that are only a few sentences long?
2. As a regular part of this work, do you (did you) have to read forms?
3. As a regular part of this work, do you (did you) have to read BILLS OR FINANCIAL STATEMENTS?
4. As a regular part of this work, do you (did you) have to read INSTRUCTION MANUALS/ OPERATING MANUALS
5. As a regular part of this work, do you (did you) have to read REPORTS?
6. As a regular part of this work, do you (did you) have to read NEWSPAPERS, MAGAZINES, OR BOOKS?
7. As part of this work, do you (did you) fill out bills or forms?
8. Do you (did you) ever have to write anything (else) at work, including very short notes, lists, or instructions that are only a few sentences long?
9. As a normal part of this work, do you (did you) MEASURE OR ESTIMATE SIZES, WEIGHTS, DISTANCES, ETC
10. As a normal part of this work, do you (did you) CALCULATE PRICES OR COSTS
11. As a normal part of this work, do you (did you) PERFORM ANY OTHER MULTIPLICATION OR DIVISION
12. As a normal part of this work, do you (did you) USE OR CALCULATE FRACTIONS, DECIMALS OR PERCENTAGES
13. As a normal part of this work, do you (did you) USE MORE ADVANCED MATH, SUCH AS ALGEBRA, GEOMETRY, TRIGONOMETRY, ETC.
14. As part of this work, do you regularly have to lift or pull anything weighing at least 50 pounds [25 kilos]?
15. Using any number from 1 to 10 where 1 is not at all physically demanding (such as sitting at a desk answering a telephone) and 10 is extremely physically demanding (such as carrying heavy loads, construction worker, etc), what number would you use to rate how physically demanding your work is?
16. As part of this work, do you (did you) have any contact with people other than co-workers, for example with customers, clients, students, or the public?
17. Using any number from 1 to 10, where 1 is little involvement or short routine involvements, and 10 means much of the work involves meeting or interacting for at least 10-15 minutes at a time with a customer, client, student or the public, what number would you use to rate this work?
18. As part of this work, do you drive a car, truck or three-wheeler?
19. As part of this work, do you (did you) repair/maintain electronic equipment? (cell phones, computers, printers, other electronic equipment...)
20. As part of this work, do you (did you) operate or work with any heavy machines or industrial equipment? For example, machines/equipment in factories, construction sites, warehouses, repair shops or machine shops, industrial kitchens, some farming (tractors, harvesters, milking machine).
21. As part of this work, how often do you have to undertake tasks that require at least 30 minutes of thinking (examples: mechanic figuring out a car problem, budgeting for a business, teacher making a lesson plan, restaurant owner creating a new menu/dish for restaurant, dress maker designing a new dress)

22. As part of this work, do you (did you) have to make formal presentations to clients or colleagues to provide information or persuade them of your point of view?
23. As a normal part of this work do you direct and check the work of other workers (supervise)?
24. Still thinking of your work, how much freedom do you (did you) have to decide how to do your work in your own way, rather than following a fixed procedure or a supervisor's instructions? Use any number from 1 to 10 where 1 is no freedom and 10 is complete freedom.
25. How often does (did) this work involve carrying out short, repetitive tasks?
26. How often does (did) this work involve learning new things?
27. As part of this work do you (did you) regularly use A TELEPHONE, MOBILE PHONE, PAGER OR OTHER COMMUNICATION DEVICE?
28. As a part of your work do you (did you) use a computer?
29. As part of this work do you (did you) regularly use A BAR CODE READER?
30. Does (did) your work as [OCCUPATION] require the use of EMAIL
31. Does (did) your work as [OCCUPATION] require the use of SEARCHING FOR INFORMATION ON THE INTERNET
32. Does (did) your work as [OCCUPATION] require the use of DATA ENTRY
33. Does (did) your work as [OCCUPATION] require the use of WORD PROCESSING
34. Does (did) your work as [OCCUPATION] require the use of SPREADSHEETS (such as EXCEL)
35. Does (did) your work as [OCCUPATION] require the use of DATABASES (such as ACCESS)
36. Does (did) your work as [OCCUPATION] require the use of other software packages, designing websites or doing programming or managing networks?
37. Does (did) your work require the use of ADVANCED FUNCTIONS IN SPREADSHEETS SUCH AS MACROS AND COMPLEX EQUATIONS
38. Does (did) your work require the use of BOOK-KEEPING, ACCOUNTING OR FINANCIAL SOFTWARE
39. Does (did) your work require the use of PRESENTATION, GRAPHICS SOFTWARE (such as POWERPOINT)
40. Does (did) your work require the use of DESIGNING WEBSITES
41. Does (did) your work require the use of CAD SOFTWARE (computer aided design)
42. Does (did) your work require the use of STATISTICAL ANALYSIS OR OTHER ANALYSIS
43. Does (did) your work require the use of SOFTWARE PROGRAMMING
44. Does (did) your work require the use of MANAGING COMPUTER NETWORKS

Note: Questions to measure skills in 2012 STEP questionnaire.